



Dipslide AB-T & YM-R (Aerobic Bacteria-TCC/Yeast & Molds-Rose Bengal)

Product Description

Dipslides were initially developed to address physical, chemical, and microbial changes in samples during media transportation. Due to their portability, cost-effectiveness, and ability to preserve sample properties, they are widely used for detecting contaminants in industrial and cooling water systems.

Yeasts and molds are common airborne microorganisms found in indoor environments, often thriving in damp or damaged buildings, floors, ceilings, and air conditioning systems. Early detection is crucial for identifying potential indoor environmental issues and implementing preventative and control measures to prevent further microbial growth and health risks.

The Dipslide YM-R is designed for rapid and efficient detection of yeasts and molds, evaluating microbial contamination in liquids and on surfaces. This allows relevant personnel to assess microbial conditions and take necessary actions. It is widely used in industries such as cosmetics and food production.

Features

- *Quick & Easy Operation (Aerobic Bacteria: 10^2 - 10^7 CFU/mL; Yeasts: 10^2 - 10^6 CFU/mL; Moulds: + - +++)*
- *Store in a Cool & Dry environment, away from light; NO Refrigeration Required*
- *Double-sided Agar Plates, can be used to test different types of microorganisms simultaneously*
- *Parallel Experiments can also be conducted (when the double-sided culture medium is consistent)*
- *Quick Results which can be obtained within 3-5 days*
- *Rich application scenarios, can be used for detecting Liquids, Object Surfaces (Clothing, Hands, Countertops, etc.)*
- *The unique elastic support rod design provides a Softer Grip*


Liquid Usage Method

1. *Unscrew the lid counter-clockwise & pull out the contact plate (be careful not to touch the agar piece)*
2. *Fully immerse both sides of the agar in the liquid for 5 seconds*
3. *Wait for the excess liquid to drip naturally (this process only takes a few seconds)*
4. *Place the contact plate back into the sterile tube and tighten the cap clockwise*



Solid Surfaces Usage Method

1. *Unscrew the lid of Dipslide AB-T & YM-R counter-clockwise & pull out the contact plate (be careful not to touch the agar piece)*
2. *Bring both sides of the contact plate into full contact with the surface of the object (the test plate can be bent by about 180°)*
3. *Place the contact plate back into the sterile tube and tighten the cap clockwise*

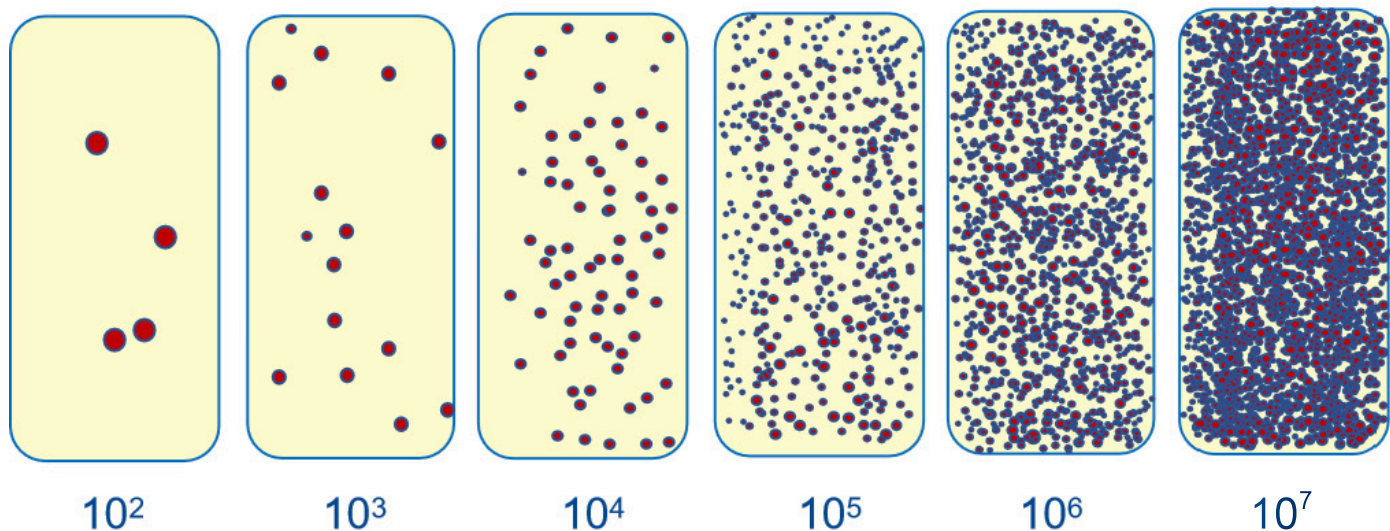


Incubation

1. *Ensure that the dipslide tube is tightened and placed vertically in a 30° C constant temperature incubator, and the bacteria detection results will be observed 1-2 days later; The results of yeast and mold tests were observed 3-5 days later*
2. *If it was cultured at room temperature, the bacterial detection results were observed 2-4 days later. The yeast and mold test results were observed 5-6 days later*
3. *If the cultivation temperature is lower than room temperature, it is recommended to extend it for another 1 or days before comparing the experimental results*

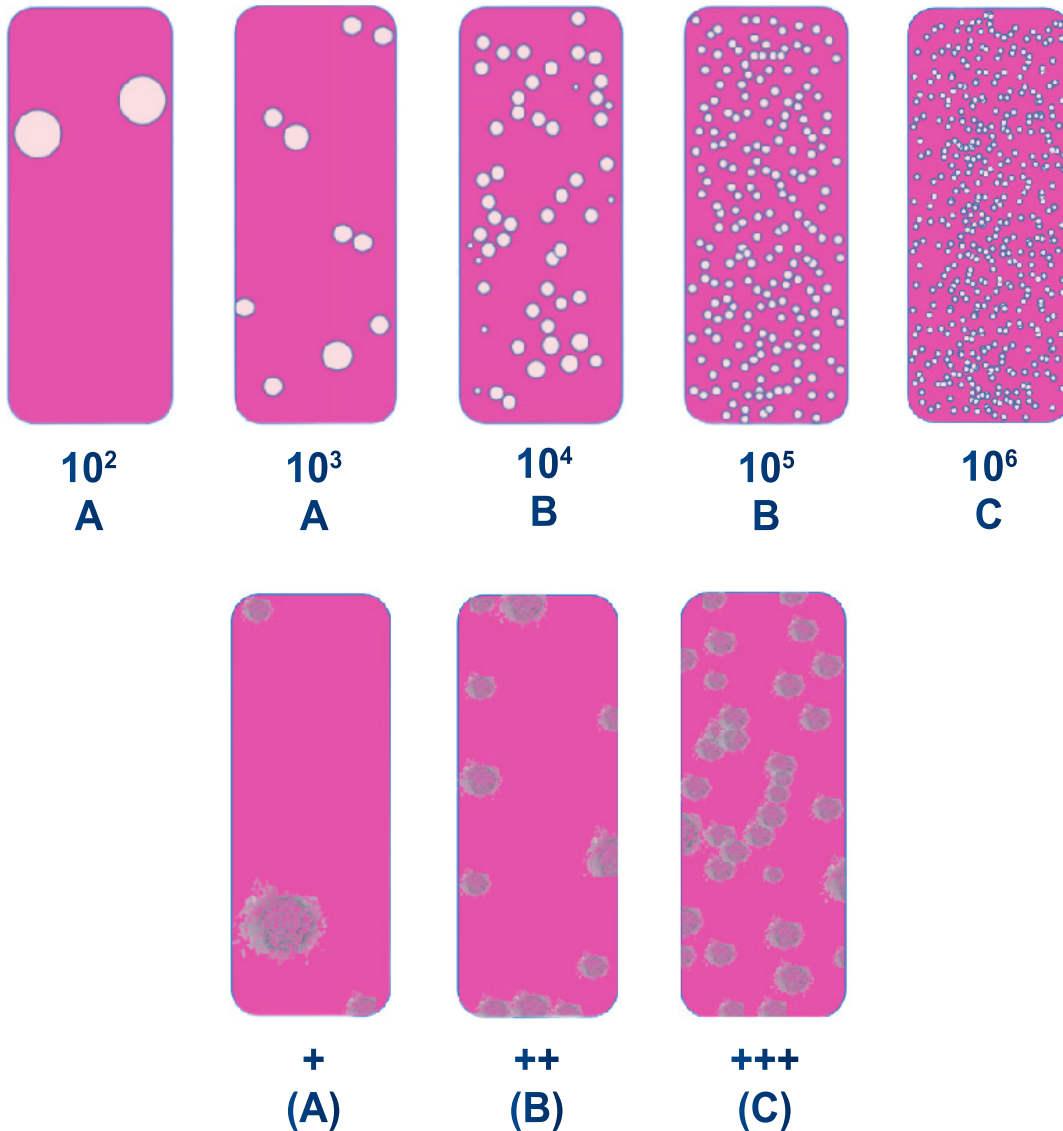


Comparison of AB-T Aerobic Bacteria Results



- Colorless colonies should also be counted; The unit of test results is CFU/mL - Each mL contains the total number of bacteria community.
- **Result A:** There are traces of microbial pollutants in the water quality, but the impact on industrial water is small and usually doesn't create problems.
- **Result B and C:** The water quality shows limited signs of initial pollution by microorganisms. There may be some harmful substances, but it can still adapt to most of the industrial water treatment processes.
- **Result D:** The water quality is significantly contaminated by microorganisms, with high concentrations of harmful substances that pose potential risks to industrial water use, and may require additional treatment measures or specific operations to reduce water use.
- **Result E:** The water quality is heavily polluted by microorganisms, and the concentration of harmful substances is very high, posing a significant threat to industrial water use. Urgent measures may need to be taken to ensure safe water quality and the smooth production process.
- **Result F:** The water quality has reached an extremely poor state, with extremely high levels of microbial pollution, causing serious harm to industrial water use. It may be necessary to stop using the water source and carry out comprehensive cleaning and restoration work.

Comparison of YM-R Moulds Results



- Colorless colonies should also be countered; Some colonies are pink and are difficult to identify
- The unit of the test result is CFU/mL - Total Number of Microbial Communities per Milimeter
- **A:** Mild pollution the water quality begins to be contaminated to a certain extent by microorganisms, it may contain some slightly harmful substances, but it can still adapt to most of the industrial water treatment processes.
- **B:** Moderate pollution, water quality is significantly contaminated by microorganisms, with the concentration of harmful substances being high. This poses a potential risk to industrial water use. Specific operations may be required such as additional treatment measures or reduced water usage.
- **C:** Severe pollution, water quality is heavily contaminated by microorganisms, with the concentration of harmful substances being very high. This poses a critical threat to industrial water use. Urgent measures may need to be taken to ensure water quality safety and a smooth production process.

FAQs for Dipslide AB-T & YM-R

- **What is the difference between AB-T and YM-R?**

Dipslide AB-T is mainly used to detect the total number of bacteria, and it is consistent on both sides. Dipslide AB-T&YM-R two vectors are different, one side is used to detect the total number of bacteria, the other is used to detect mold, yeast. Dipslide AB-T&YM-R is more cost-effective if you need to detect bacteria, mold and yeast at the same time.

- **How long does the Dipslide need to be cultured, and do bacteria & fungi produce results at the same time?**

Results are not produced at the same time, generally the bacterial test results are observed 1-2 days later; The results of yeast and mold tests were observed 3-5 days later. When the bacterial analysis is complete, the Dipslide AB-T&YM-R should be placed in the incubator until the analysis of the yeast and mold results is complete.

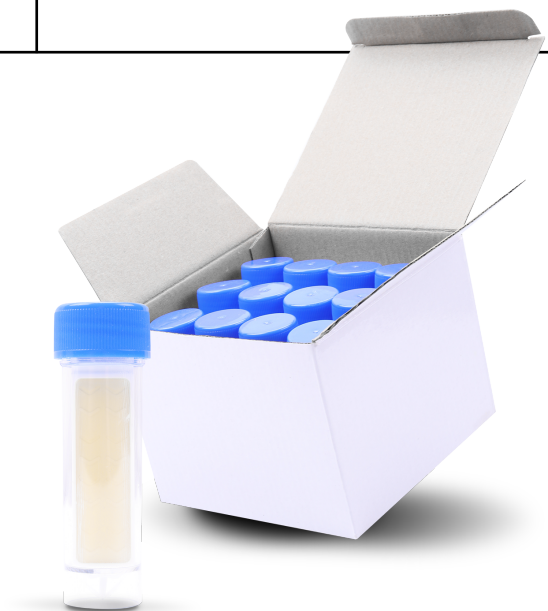
- **Can the Dipslide test sea water?**

Our Dipslide AB-T&YM-R can test microorganisms in seawater, and the final color of microorganisms may be slightly lighter than that of ordinary water. If microorganisms in your sample cannot grow on our Dipslide, it may be related to some inhibitory components in the sample solution. We welcome samples to study and solve the problem together.

- **What are the features of these Dipslides?**

The operation time of the bacteriometric tablet is short, generally only within 1min. And it only takes a few minutes to learn and use the bacteria test tablets, while the operation time of other ordinary microbial test experiments is generally about 4h, and requires professional personnel and professional equipment.

Item	Part Number
Dipslide AB-T & YM-R Aerobic Bacteria - TTC/ Yeast & Molds-Rose Bengal	37986



Contact Us at order@pyxis-lab.com for More Information...